

A group of students sitting on a concrete bench outdoors. A young woman with long pink hair is smiling and looking towards a young man with a beard and a denim jacket who is also smiling. They are both holding books. Other students are partially visible in the background.

# Applying through UCAS

Guidance and Counselling Department  
Our Lady's Secondary School

UCAS

By the end of this, you will be able to:

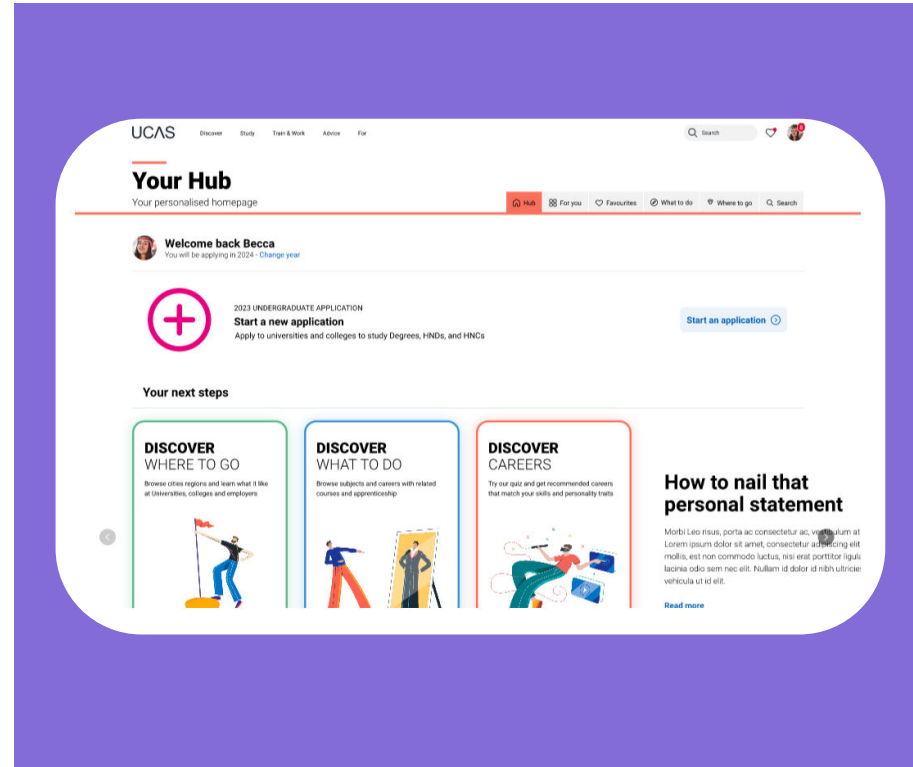
- identify the tools to **help** your son/daughter make a successful application
- explain how to **apply** to a UK university or college
- list key application **date**



# Starting your research

Register with the UCAS Hub to:

- explore careers, subjects, places, and apprenticeships
- find and favourite over 35,000 courses
- search for open days, events and virtual tours
- turn predicted grades into UCAS Tariff points
- speak to those in the know using [Unibuddy](#)
- speak to career, higher education, and application specialists by attending [Hub lives](#)
- take the [UCAS Quiz](#) to find your career matches
- start your application

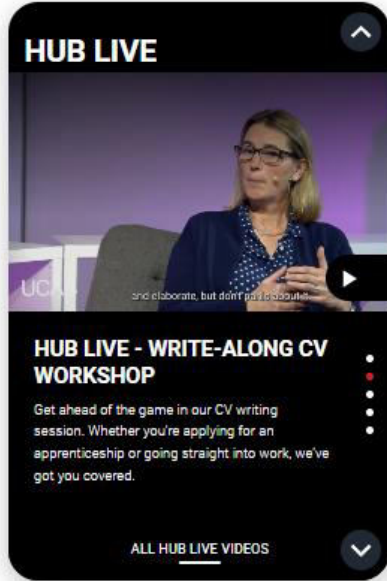


# Our advice and events

## UCAS Hub lives

Join our [live sessions](#) hosted by expert panels.

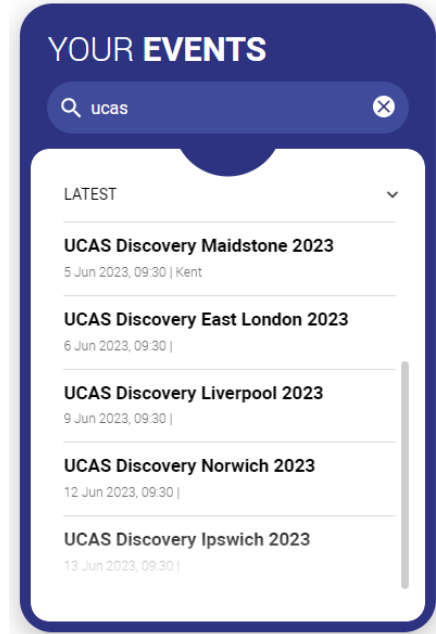
Ask questions to help you make an informed decision about the right path for you. University, apprenticeships or the world of work.



## UCAS Discovery

Events and open days are presented based on your preferences.

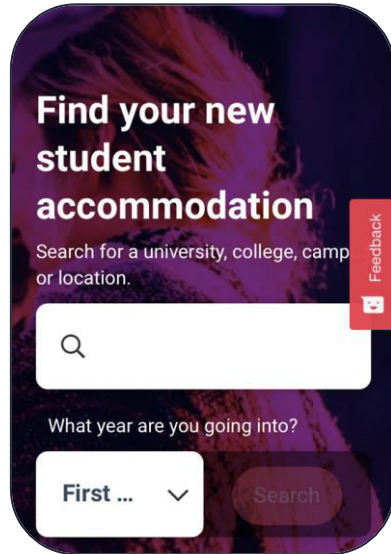
Register straight from the Hub for our UCAS Discovery 'The Big Q&A Tour', with exciting new zones covering all pathways.



# What else do you need?


## Accommodation

High on the list when considering where to study, but it's not always easy to compare what's on offer. Understand what options there are using our [accommodation search](#).



## Personal Statement Builder

Designed to help you think about what to include, and how to lay it all out. It counts how many characters you've used, so it's easy to see when you're close to the 4,000 character limit.



# Choosing the right place to study

- **Style** – from traditional, with a focus on subject-based courses and research, to modern universities/colleges, with a greater focus on vocational courses.
- **Location** – some are in large cities, others in small towns, by the coast or in the countryside – it's all a major influence on the environment and lifestyle.
- **Size** – larger universities can have more than 20,000 students, whereas some of the smallest have only a few thousand.
- **Culture and facilities** – influenced by a range of factors, including the diversity of students who attend.
- **What graduates do** – all universities collect destination statistics; it can be useful to find out what jobs or further study students go on to.
- **Tuition fees** – can vary between universities and colleges; check if there are scholarships or bursaries available.
- **Living costs** – accommodation, transport, and food can vary enormously.



# Choosing the right course for you

- What does the course cover?
- Courses with the same title may be very different.
- Look carefully at the core course content, and the range of optional studies/modules available.
- Which modules are the most interesting and relevant to your career aspirations?
- See if the course or university/college offers any internship, placement, or study abroad opportunities.
- How is the course taught – structured teaching, or more independent research?  
How many lectures are there, and how much group work will be done in seminars?
- How is the course assessed?



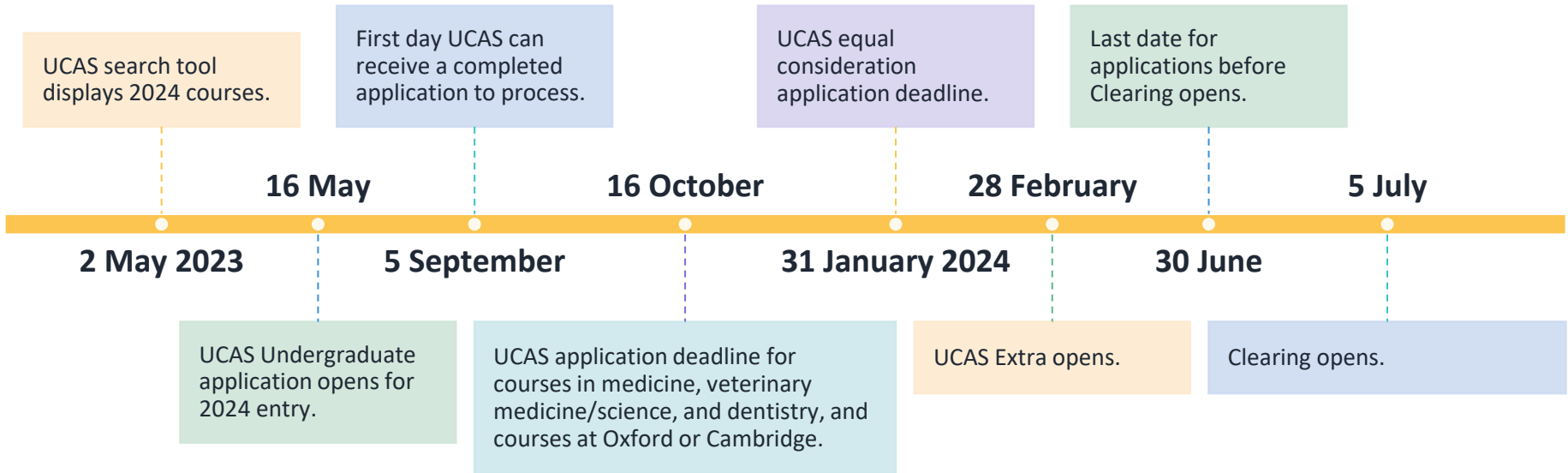
# University/college

How to apply

UCAS



# When to apply for 2024 entry



# Key facts

- To start an application you need to register with **ucas.com**, you can register at any time.
- From **16 May 2023** you'll be able to start an application.
- Universities and colleges **can't see** your other choices when you apply.
- Apply by the **equal consideration date**.
- You have up to **five choices**, unless applying to study medicine, veterinary, medicine/science, dentistry – then it's **four choices**.
- You **can't apply to BOTH** Oxford and Cambridge.
- Applying **costs** £27.50.



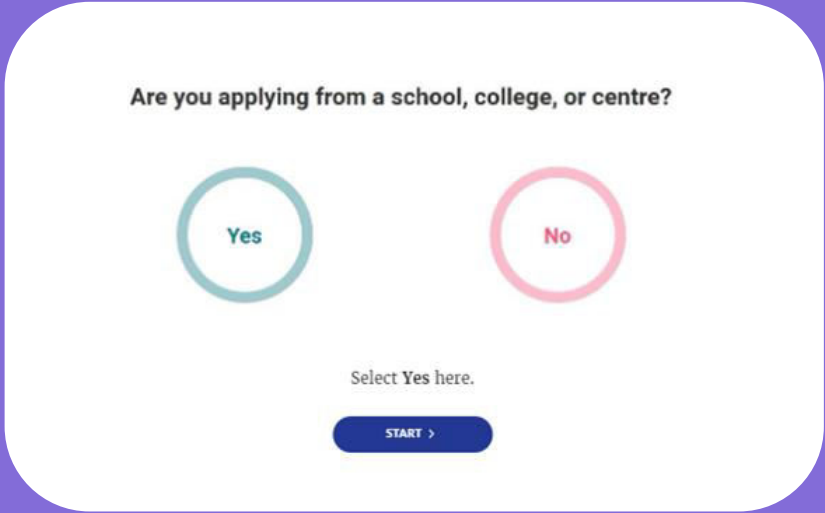
2024 UNDERGRADUATE APPLICATION

**Start an application**

Apply to universities and colleges to study Degrees, HNDs, and HNCs

# Linking to a school

- If you're applying with the help of a school, college or centre you should enter their '**buzzword**' to link your application to them.
- The buzzword is a unique code set by your school, college or centre.
- By linking your application you're giving your school, college or centre permission to view and track your application.
- It also means they'll provide you with a reference, and send your application to UCAS on your behalf.



Are you applying from a school, college, or centre?

Yes No

Select Yes here.

START >

# Application

## Profile:

- Personal details
- Contact and residency details
- Nationality details
- Supporting information
- English language skills
- Finance and funding
- Diversity and inclusion\*
- More about you

\* (for students with a UK home address)

The screenshot displays a 'Profile' section with eight sub-sections arranged in a grid. Each sub-section has a title, a brief description, and a status indicator at the bottom.

Section Name	Description	Status
Personal details >	Name, age, title, and gender	Section complete
Contact & residency details >	Address, email, telephone, and where you live	Start this section
Nationality details >	Country and nationality details	Start this section
Supporting information >		Section in progress
English language skills >	Is English your first language?	Start this section
Finance & funding >	Tell us how you'll fund your study	Section in progress
Diversity & inclusion >	Only shared with a provider once you have a place or your application is archived	Start this section
More about you >	Tell us about any circumstances that you might need support for during your studies	Start this section

# Application

## Experiences:

- Education
- Employment
- Extra activities\*
  
- Personal statement
- Reference\*\*
- Add choices – up to five

\*(for students with a UK home address)

\*\* (not visible for students linked to their school/college)

The screenshot displays a dark blue rounded rectangle on a yellow background. It is divided into two main sections: 'Experience' and 'Personal Statement'. The 'Experience' section contains three white cards: 'Education >' (with a blue progress bar and 'Section in progress' text), 'Employment >' (with a green progress bar and 'Section complete' text), and 'Extra activities >' (with a blue progress bar and 'Start this section' text). The 'Personal Statement' section contains one white card: 'Personal statement >' (with a blue progress bar and 'Start this section' text).

# The personal statement



The only section you have full control over



Your only chance to market yourself as an individual



The same for all of your choices



A maximum of 4,000 characters, or 47 lines



A minimum of 1,000 characters



There isn't a spelling or grammar check



No formatting allowed

UCAS' similarity detection service:  
every personal statement is run through software to check for plagiarism.



# Start early

Include:

- academic achievements, past and present
- why you're interested in the subject area
- your knowledge of the course area
- your enthusiasm to go beyond the syllabus
- what you enjoy about studying
- details of your independent study skills



# Consider...

Universities and colleges will consider:

- Have you chosen the course for the right reasons?
- Can you achieve in a new learning environment?
- Do you have a range of interests and aptitudes?
- Do you have a depth of interest in the subject?
- Have you studied independently?
- Do you appear motivated and committed?
- Do you have good numeracy and literacy skills?



**PERSONAL STATEMENT BUILDER**

4000 characters of 4000 remaining



[View personal statement guides](#)

**CONTINUE WRITING**

**PERSONAL STATEMENT BUILDER** ⓘ

4000 characters of 4000 remaining

▼ [Writing about the course](#)

Why are you applying for your chosen course(s)?

Write your text here...

Why does the subject interest you?

Write your text here...



Why do you think you're suitable for the course(s)?

Write your text here...

Do your current or previous studies relate to the course(s) that you have chosen?

Write your text here...

- ▶ Skills and achievements
- ▶ Work experience and future plans

 Preview  Save & close

**PERSONAL STATEMENT GUIDES**

Help write your personal statement with a guide tailored to the subject you wish to study.

 Explore  Uni & colleges  For you  Favourites  Search



What to include in your environmental science personal statement



What to include in your biology personal statement



What to include in your business management personal statement

# Decisions

Universities and colleges will review the:



**personal statement**



**qualifications**



**reference**

They may also ask for:



**admissions test**



**interview**



**portfolio/audition**

# Tracking your application



2023 UNDERGRADUATE APPLICATION

## Waiting for decisions

Universities or colleges are considering your application.

Providers have until dd-mm-yyyy to respond to your choices.



2023 UNDERGRADUATE APPLICATION

## All decisions received

You've received a decision from all of your choices. You can now reply to your offers at any time.

Reply by dd-mm-yyyy



2023 UNDERGRADUATE APPLICATION

## Waiting for confirmation

You're waiting for confirmation of your choices. If you meet the offer conditions, the university/college will confirm your place. Send them your results if requested.

Follow your application 24/7:

- see your choices
- keep personal information up to date
- view and reply to your offers

You'll receive one of three decisions from your choices:

- unconditional offer
- conditional offer
- unsuccessful

# Replies to offers

Once you have decisions on all your choices, you can choose two:

- One as a 'firm' acceptance – your first choice.
- The other as an 'insurance' acceptance. This acts as a back-up if you do not get into your 'firm' choice.

Any remaining offers must be declined.

Once all your decisions and replies have been made, if you are not holding an offer, you may be able to use Extra or Clearing to find available places.





# Other options

## Extra (28 Feb – 4 Jul)

- Used all five choices and had no offers.
- Add Extra choices for consideration one at a time.

## Clearing (5 Jul – Oct)

- Apply after 30 June, receive no offers, decline all offers, not met conditions.
- Find vacancies from 5 July and add a Clearing choice to your application.



# UCAS Support

## UCAS Customer Experience Centre:

0371 468 0 468

## From outside the UK:

+44 330 3330 230

Monday to Friday

08:30 – 18:00 (UK time)



@ucas\_online



@ucas\_online



@ucas\_online



@ucas



@UCASonline

**Thank you**

UCAS

